



ambisense

AMBILYTICS


**ENVIRONMENTAL ANALYTICS FOR
SOCIAL HOUSING AT SCALE**

CHALLENGES IN SOCIAL HOUSING?



Ageing Stock

Increased investment
required



Growing Costs

44% in maintenance 2022.



Legislation

Issues such as damp and
mould.



Decarbonisation

Drive towards Net-Zero
and rising energy costs.



ENVIRONMENTAL MONITORING OF SOCIAL HOUSING AT SCALE

There are many challenges to overcome when monitoring a portfolio of homes.



Extracting Value From Data At Scale

10,000s of data points transitioning from single-property to portfolio-level insight



Underlying Drivers

Data still needs to be interpreted which is not feasible at scale.



Not Another Dashboard!

Another platform complicates workflows.

THE AMBISENSE SOLUTION; DATA SIMPLIFIED

Big-data analytics provide actionable insight on social housing conditions increase in value as the scale increases.



Easy/No Deployment

Maximum properties with minimal disruption.



Root Cause Analysis

Maintenance teams can focus on appropriate action.



AI

Insight at scale and not just alerts.



Integration


Simplify workflows

USE CASES.



Repair & Maintenance Management

Real-time insights allow pro-active maintenance



Heat Pump, Heating and Ventilation Management

Optimize design and use and evidence their benefits.



Retrofit Monitoring and Design

Avoid unnecessary retrofits and evidence their benefits.



Portfolio Management

Insights sustainability and financial benefits of investment decisions.

INTEGRATION



Data API

Operatives required to monitor and interpret data.



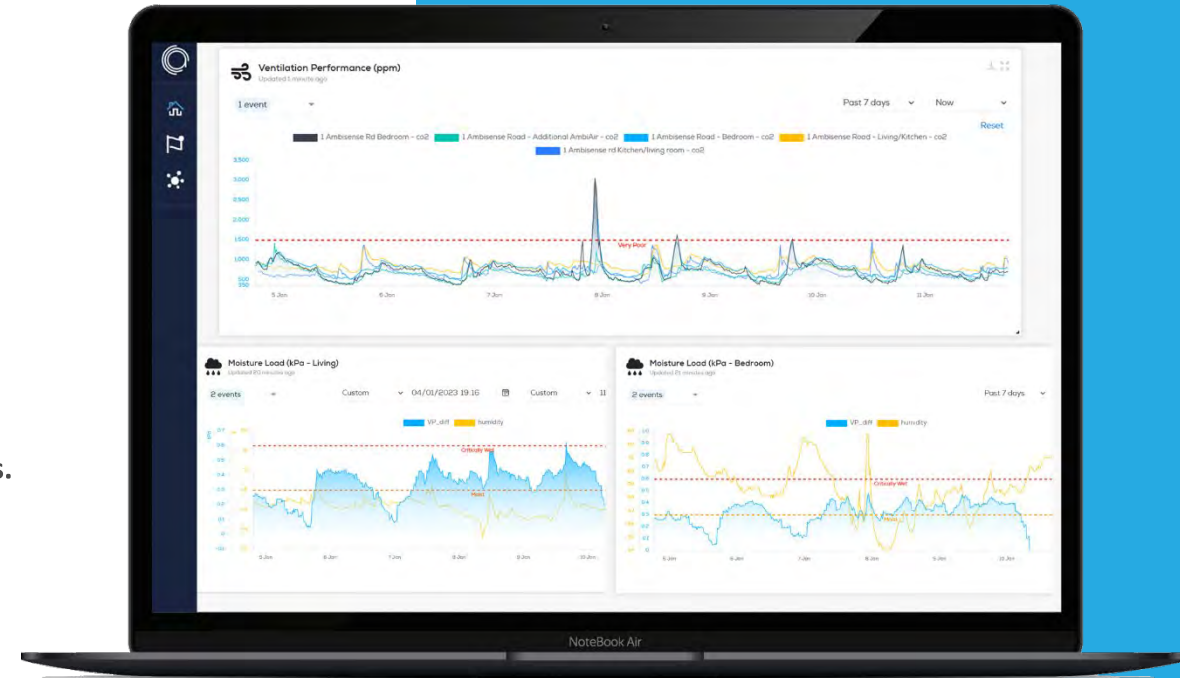
Alert API

Data thresholds set within existing platform to trigger alerts and work orders.



Analysis API

Advances analytics pre-process data for nuanced insight



RETURN ON INVESTMENT

£3.3
Bn

Spend on maintenance and repair in 2022 in social housing

£25K

Average cost of damp and mould remediation if untreated

£20K

Average cost of retrofit



Data

Data provision paid for on capex budgets or leased out within opex subscriptions.



Analytics and Insights

Subscription to analytics, alerting, integration into existing platforms, portfolio-wide insights and support.



Pricing

£20 per year per data point with sensor.

£5 per property analytics only.




ROI

12.5X if 1 in 100 mould and damp remediations avoided.

10X if 1 in 100 planned retrofits avoided.

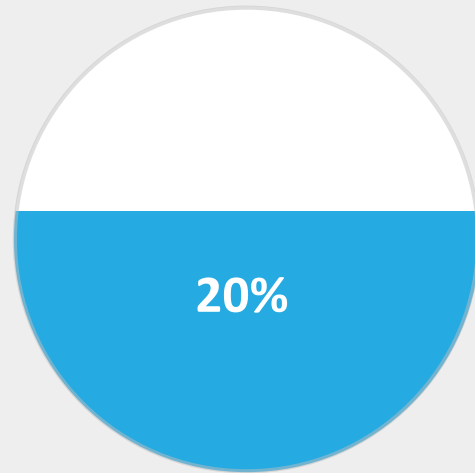


MARKET SIZE



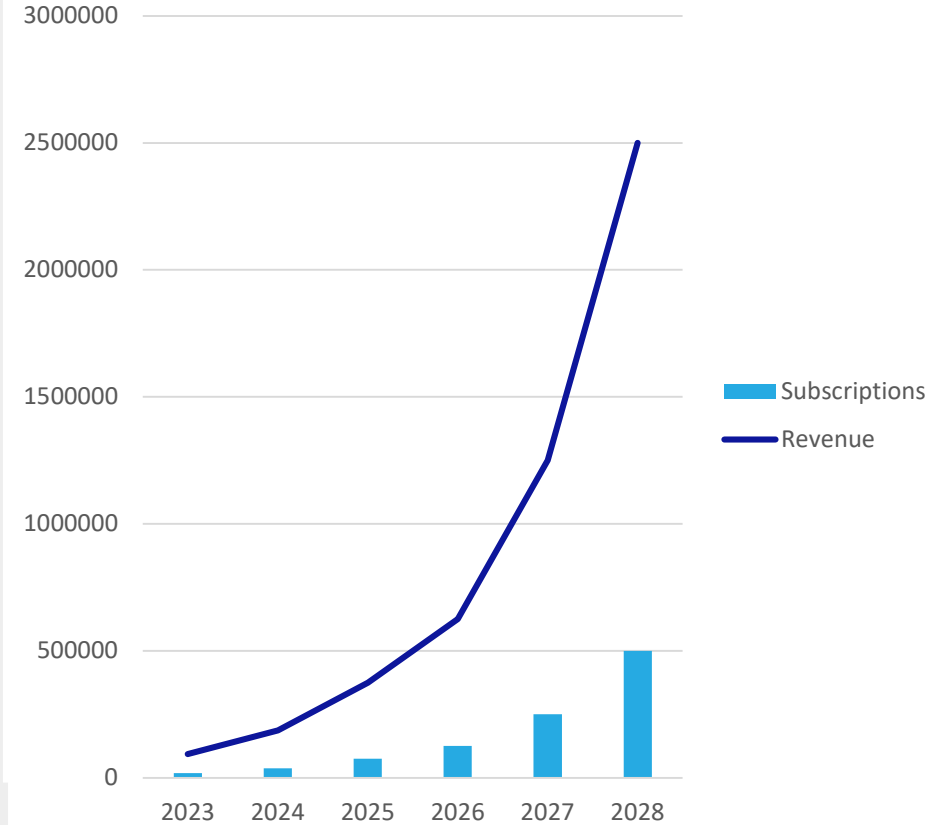
UK Social Housing

Estimated 50% will have IoT monitoring by 2028



Market Share

@ £5 per property



An aerial, high-angle photograph of a densely packed residential neighborhood. The houses are mostly two-story structures with various roof colors and styles. The streets are narrow and winding. A large, semi-transparent blue circle is centered over the image, containing the text "Case Studies" in a white, sans-serif font. The overall color palette is dominated by blues and greys, with some warmer tones from the buildings and vegetation visible through the overlay.

Case Studies

HOUSING ASSOCIATION A IRELAND

Roll out of turnkey, multi-parameter monitoring solution and integration into existing platform across 10% of housing stock.




Real-time Data

Client can view the live data as it comes in.



Automated Alerts

Triggered work orders.



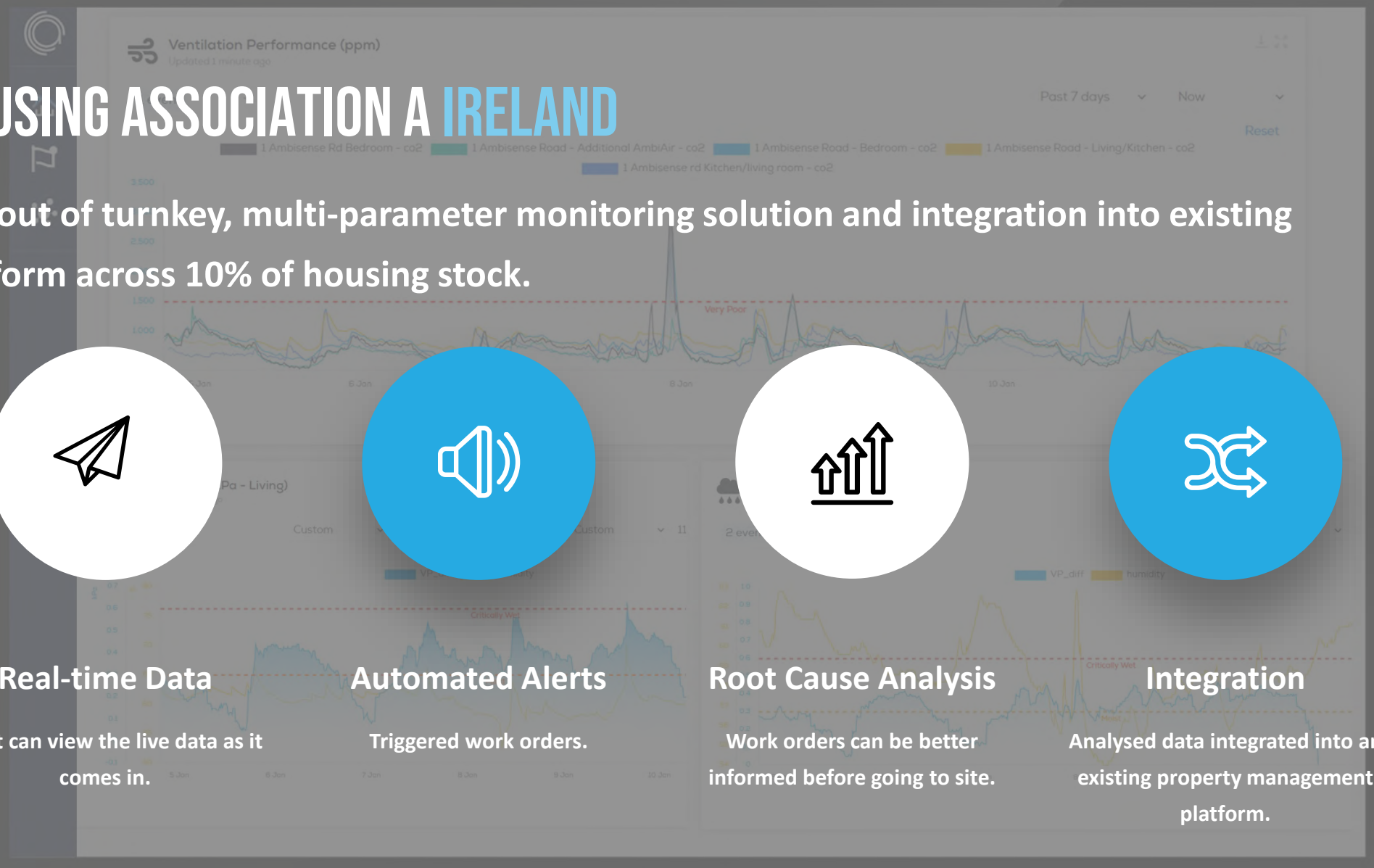
Root Cause Analysis

Work orders can be better informed before going to site.



Integration

Analysed data integrated into an existing property management platform.



HOUSING ASSOCIATION B IRELAND

Roll out of turnkey, multi-parameter monitoring solution avoided the costly, carbon-intensive retrofit of 75% of homes.




Real-time Data

Low cost, real-time overview of the housing stock (24/7).



Tenant Health and Litigation

Better living/working conditions with reduced long-term health issues.



Improved Efficiency

Potential fuel poverty identified. & improved building efficiencies.



Retrofit Avoided

75% of retrofits were avoided with soft measures put in place instead.





Air quality, temperature and humidity data is analysed to provide meaningful and actionable intelligence and predict the future air quality of the space allowing proactive choices to be made at booking time.

FEATURES

- 01 Alerting**
Alerts are pushed to the screen where the action is suggested now.
- 02 24 Hr Forecast**
Make decisions around tomorrow's activities.
- 03 Long-term Insight**
Space planning

TIMEFRAMES



Before

We provide the remaining capacity of the space to support a meeting

During

Warnings of imminent air quality threshold breaches.

After

Reporting for Health & Safety, Wellness, Real Estate Management, and Compliance



PILOT OPPORTUNITY

Tailored Solution


We offer to work with a customer to identify their needs and offer a trial on credit of our sensors, data and analytics package at a scale representative of issues at scale.

Period

We offer to do this for a 3-6 month period after which the trial will convert to a subscription of KPIs are met.

Full Solution

Following the trial we will apply our solution at scale for an extended full-service contract.





ambisense

Contact us.
info@ambisense.net